


RG-ES206MG-P

5-Port 2.5G Cloud Managed PoE Switch, 1 x 10G Uplink




Highlights

- 5 x 2.5G ports and 1 x 10GE SFP+ port for higher network performance
- 4 x PoE out ports supporting IEEE 802.3 af/at standards, 70 W PoE budget
- Aggregation of up to 4 ports, unlocking higher network speed
- Cost-effective smart cloud managed switches
- Lifetime free cloud management on Ruijie Cloud anytime, anywhere

Highlight Features

RG-ES206MG-P

5-Port 2.5 Gigabit Cloud Managed PoE Switch, 1 x SFP+ Uplink



RG-ES209MG-P

8-Port 2.5 Gigabit Cloud Managed PoE Switch, 1 x SFP+ Uplink




Image for reference only. Actual product may vary.

Highlight Features

Unleashing the Full Power of Wi-Fi 7

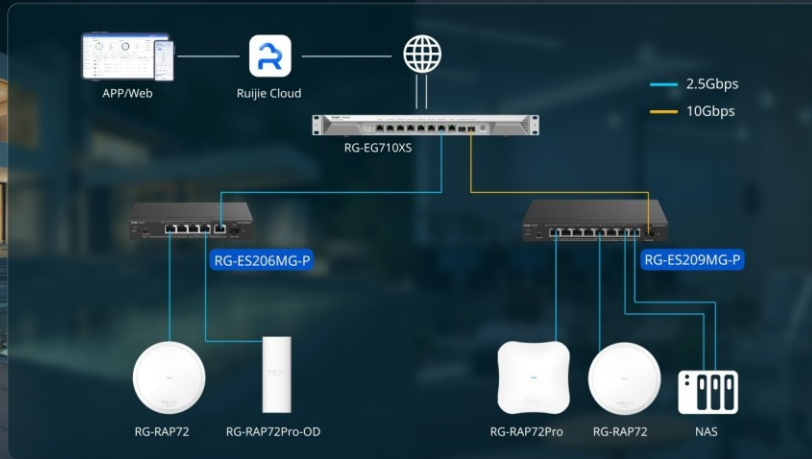


Boost Throughput, Maximize Stability



Highlight Features

Break Network Limits — Unleash the Full Power of Wi-Fi 7



Why Not 2.5Gbps on Every Port?



Higher internal network throughput, smoother performance during peak hours.




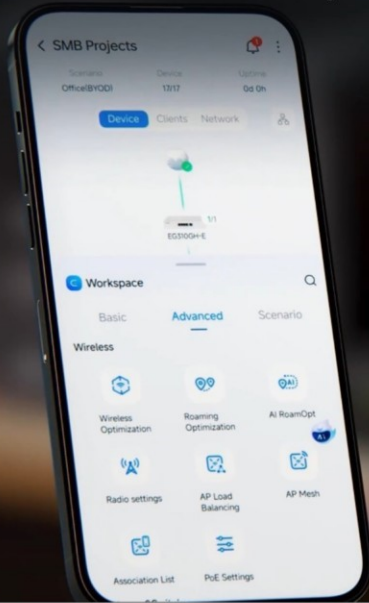
Experience wireless performance without limits.



Make every gig count with no bandwidth left behind.

Highlight Features

Cloud, Make Your Business Easy



PoE Reboot



DHCP Snooping



VLAN Configuration



Loop Prevention

/ Product Information

Model	RG-ES206MG-P
Product Category	Layer 2

/ Hardware Specifications

Model	RG-ES206MG-P
Product Information	
Warranty	3 years
Port Specifications	
Total number of RJ45 ports	5
Total number of optical ports	1
Number of 10GE SFP+ ports	1
Number of 10/100/1000/2500BASE-T ports	5
Reset button	1
DIP switch	<p>LED mode switch toggled to left (Mode 1): The port LED status indicates the status of traffic transmission. Solid green means that the port is link up, while blinking green means that the port is transmitting and receiving data.</p> <p>LED mode switch toggled to right (Mode 2): The port LED status indicates the PoE status. Solid green means that the port is supplying power, while blinking green means that the port is in power overload state.</p>
Power Supply and Consumption	
PoE Out standard	PoE/PoE+ (IEEE 802.3af/at)
Number of PoE Out ports	4
Number of PoE/PoE+ Out ports	4
PoE budget	70 W
PoE power pins	1-2 (+), 3-6 (-)

Hardware Specifications

Model	RG-ES206MG-P
Power input	DC adapter: <ul style="list-style-type: none">• Rated input voltage: 100 V AC to 240 V AC, 50 Hz to 60 Hz• Maximum input voltage: 90 V AC to 264 V AC, 47 Hz to 63 Hz Output: <ul style="list-style-type: none">• Rated output voltage: 54 V DC• Maximum output current: 1.48 A
Maximum power consumption	5.5 W (with no PoE load) 75.5 W (with PoE full load)
Power supply	DC power adapter
System Specifications	
CPU	MAC chip, single-core processor, 62.5 MHz clock frequency
Flash memory	4 MB
Forwarding rate	33.75 Mpps
Switching capacity	45 Gbps (bit/s)
Dimensions and Weight	
Casing	Metal
Product dimensions (W x D x H)	172 mm x 90.8 mm x 28 mm (6.77 in. x 3.57 in. x 1.1 in.)
Weight	0.49 kg (1.08 lbs) (without packaging materials) 1.39 kg (3.06 lbs) (with packaging materials)
Shipping weight	1.39 kg (3.06 lbs)
Environment and Reliability	
Fan	Fanless design
Cooling	Natural cooling
Mounting options	Wall/Desk
Hot swapping of cables	Hot swapping supported by the service port and power connector
MTBF	200,000 hours
Operating temperature	0°C to 40°C (32°F to 104°F)
Storage temperature	-40°C to +70°C (-40°F to +158°F)

Hardware Specifications

Model	RG-ES206MG-P
Operating humidity	10% RH to 90% RH (non-condensing)
Storage humidity	5% RH to 95% RH (non-condensing)
Altitude	-500 m to +5,000 m (-1,640.42 ft. to +16,404.20 ft.)
ESD protection	Air discharge: 8 kV Contact discharge: 6 kV
Surge protection	Service port: ± 4 kV for common mode Power connector: ± 4 kV for common mode and ± 4 kV for differential mode
Certification and Regulatory Compliance	
EMC	EN 55032 EN 61000-3-2 EN 61000-3-3 EN 55035 EN 300 386
Safety compliance	EN 62638-1
Certification	CE

Software Specifications

Model	RG-ES206MG-P
Authentication	
RADIUS	No
802.1X authentication	No
Basic Configurations	
PoE watchdog	Yes
Online upgrade	Yes
Ethernet Switching	
Maximum number of VLANs	16
Maximum number of MAC address entries	4000
Interface flow control	Yes
IEEE 802.1Q VLAN	Yes
VLAN configuration supported on LAN ports	Yes
LLDP	No
LLDP-MED	No
Static MAC address	Yes
Static aggregation	Yes
LACP	No
Inbound or outbound rate limiting based on interface traffic	Yes
Gateway Features	
802.1p priority-based traffic classification	No
DSCP priority-based traffic classification	No
Interface	

Software Specifications

Model	RG-ES206MG-P
Jumbo frame length (MTU)	9216 bytes
EEE	Yes
Cable test	Yes
IP Routing	
IPv4 static route	No
IPv6 static route	No
OSPFv2	No
OSPFv3	No
IP Service	
ARP	No
IPv4 ping	No
IPv4 traceroute	No
ICMPv6	No
IPv6 ping	No
IPv6 traceroute	No
DNS client	Yes
DHCP client	Yes
Multicast	
IGMPv1 snooping	No
IGMPv2 snooping	No
Basic IGMPv3 snooping	No
Full IGMPv3 snooping	No
IGMP filtering	No
IGMPv1, v2, and v3	No

Software Specifications

Model	RG-ES206MG-P
Network Management and Monitoring	
Mirroring	Yes
HTTP login	Yes
HTTPS login	No
SON	Yes
Syslog	No
Camera detection	Yes
eWeb management	Yes
Ruijie Cloud management	Yes
Ruijie Reyee App management	Yes
SNMPv1, v2c, and v3	No
Security	
Port isolation	Yes
Broadcast storm control	Yes
Multicast storm control	Yes
Unknown unicast storm control	Yes
DHCP snooping	Yes
Standard ACL	No
Extended MAC ACL	No
Extended IP ACL	No
IPv6 ACL	No
ARP anti-spoofing	No
CPU Protection Policy	Yes
System Performance Capacity	

Software Specifications

Model	RG-ES206MG-P
Recommended camera limit	200W H265: 70 400W H265: 35

Package Contents

Model	RG-ES206MG-P
Device	
Device	1
Accessories	
Power cord	1 x 1.8 m (5.91 ft.)
Manual	
User Manual	1
Warranty Card	1

Ruijie | ReYee

 Redefine your easy network



Ruijie Networks Co., Ltd.

Official Website: <https://Reyee.Ruijie.com>